



राष्ट्रीय डिज़ाइन संस्थान
NATIONAL INSTITUTE OF DESIGN

NID B.DES 2019

Original Paper

Solved From

SILICA
YOUR DESIGN CAREER GUIDE

B.Des./GDPA

DAT Prelims 2019-20

Part I

Questions 1 to 22 are multiple choice questions. Please read the question carefully and select your response from the options provided. The correct answer must be marked in the OMR answer sheet provided separately. Do not write your name anywhere in the booklet. This will lead to disqualification.

Question Nos. 1 to 14 carry 1.0 mark each.

Q1. The icon below is associated with:



- (A) Women (B) Gay
(C) Labour (D) Transgender

Q2. Match the following line strokes with the related tools with which they were created, depicted in sequence from left to right.



- (A) Pen, Flat brush, Calligraphy pen, Round brush
(B) Calligraphy pen, Round brush, Pen, Flat brush
(C) Pen, Round brush, Calligraphy pen, Flat brush
(D) Calligraphy pen, Flat brush, Pen, Round brush

Q3. Which textile craft does the image below represent?



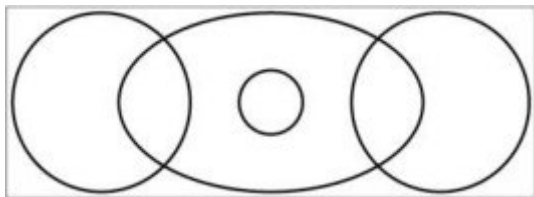
- (A) Kalamkari (B) Tie and dye (Bandhani)
(C) Ikkat (D) Block print

Q4. Which of the following DOES NOT belong with the rest?

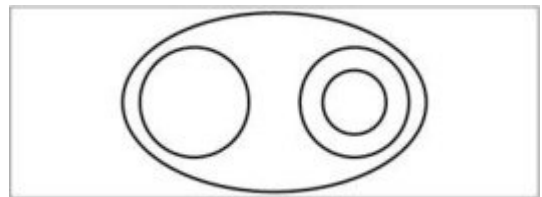
- (A) Wool (B) Cotton
(C) Jute (D) Coir

- Q5. Which of these dance forms is NOT a classical dance form?
 (A) Bharatnatyam (B) Manipuri
 (C) Odissi (D) Bihu
- Q6. Annapurna Devi was a famous player of which instrument?
 (A) Sitar (B) Sarod
 (C) Surbahar (D) Sarangi
- Q7. What is the inspiration for the design of the front portion of the Japanese bullet train?
 (A) Cheetah (B) Eagle
 (C) Kingfisher (D) Dolphin
- Q8. During ancient times, people used to navigate with the help of
 (A) The planet Venus (B) The Phases of the moon
 (C) The Pole star (D) Birds
- Q9. Which of the following Indian personalities is NOT known as an artist?
 (A) Raja Ravi Verma (B) Raja Rammohan Roy
 (C) Rabindranath Tagore (D) Ramkinkar Baij
- Q10. Which is the highest sporting award in India?
 (A) Rajiv Gandhi Khel Ratna Award (B) Dronacharya Award
 (C) Dhyan Chand Award (D) Maharaja Ranjit Singh Award

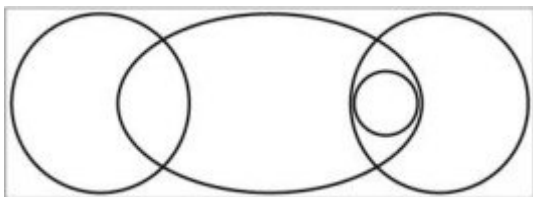
Q11. Which diagram shown below can best depict the relationship between the following 4 words – Boys/Girls/Sister/Sibling, where each of the categories are represented by circles/eclipses.



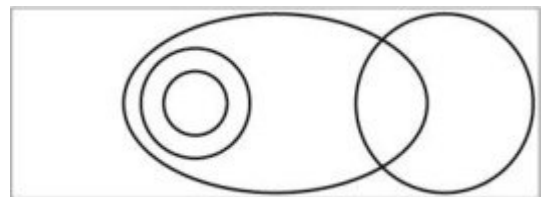
(A)



(B)



(C)



(D)

- Q12. The weight of a mother and her child together is 70 kg. The weight of the father and the child together is 90 kg. The weight of the father and the mother together is 120 kg. What is the combined weight of the family?
 (A) 100 kg (B) 150 kg
 (C) 140 kg (D) 200 kg

Q13. Based on the graphical representation (Figure X) of the physical characteristics of the 4 rectangles – P, Q, R & S based on the four characteristics of *tall*, *thin*, *short* and *fat*, which of the following depiction of rectangles is correct?

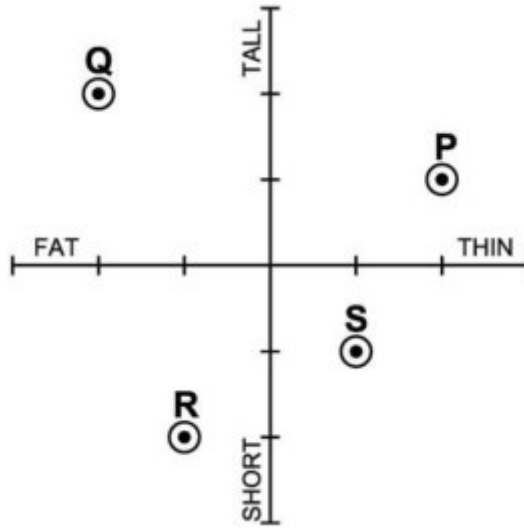
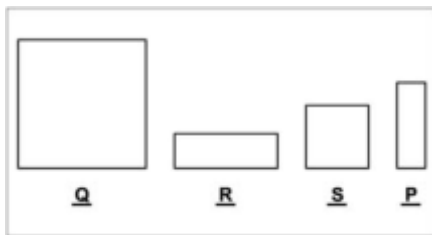
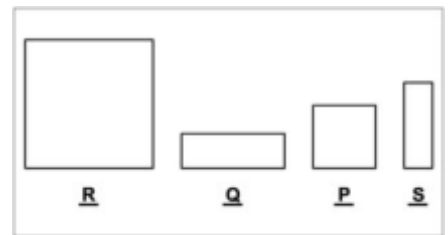


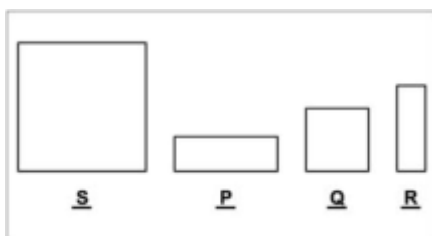
Figure X



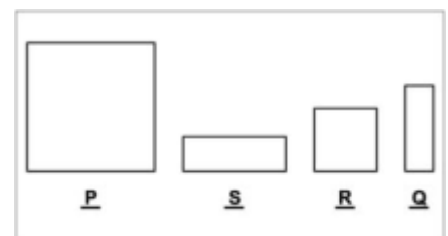
(A)



(B)




(C)



(D)

Q14. If the following profile is rotated along the given axis by 360 degrees,



which of the following 3-dimensional form would be created?



(A)



(B)




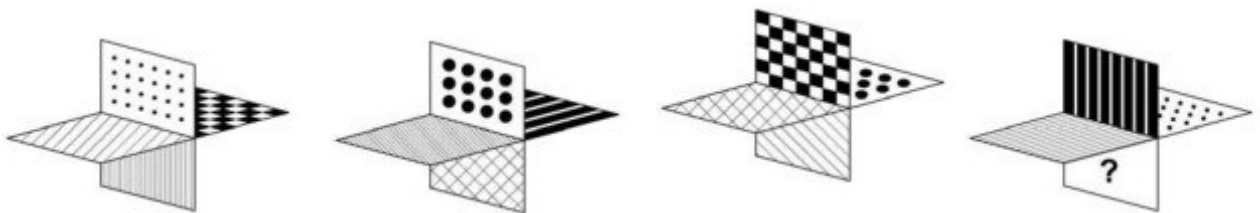
(C)




(D)

Question Nos. 15 to 22 carry 2.0 marks each.


Q15. In the object given below, four different orientations are shown. Identify the pattern on the face with the “question mark(?)”.




(A)



(B)

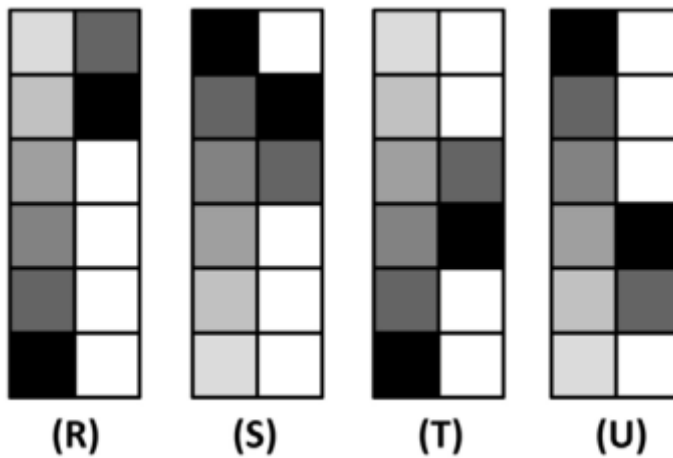


(C)

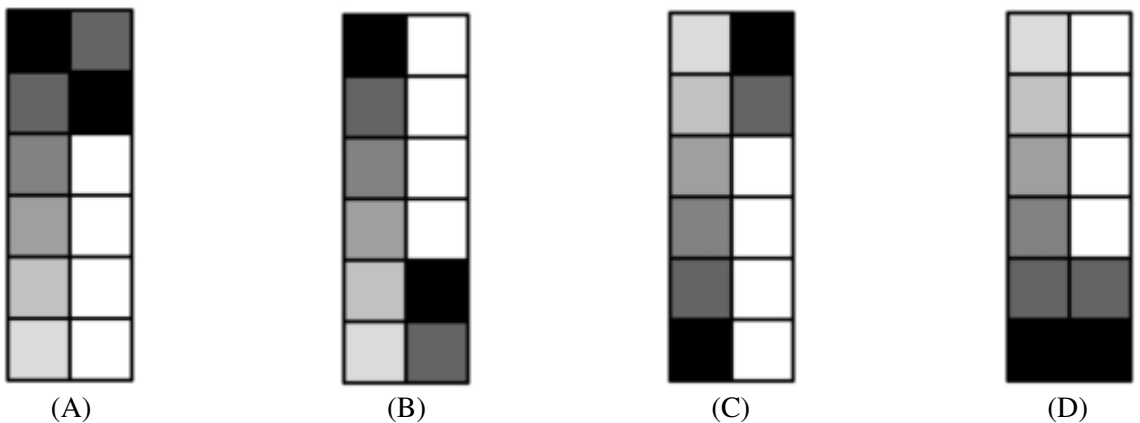


(D)

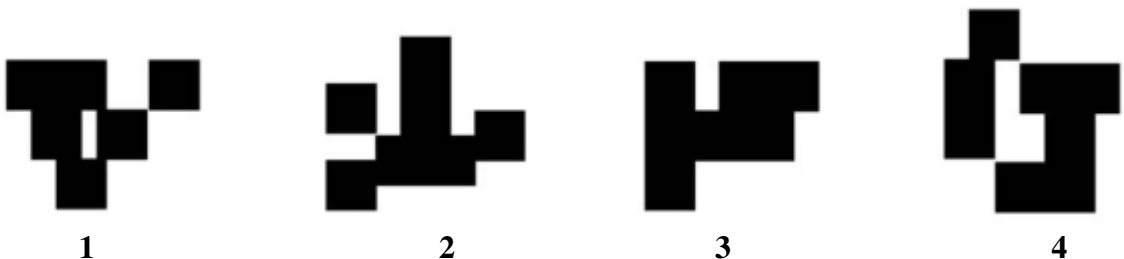
Q16. Four figures “R”, “S”, “T” and “U” are given below.



If figure “R” represents “ASC12”, figure “S” represents “DES23”, figure “T” represents “ASC34” and figure “U” represents “DES45”, then which of the following figures will represent “DES12”?



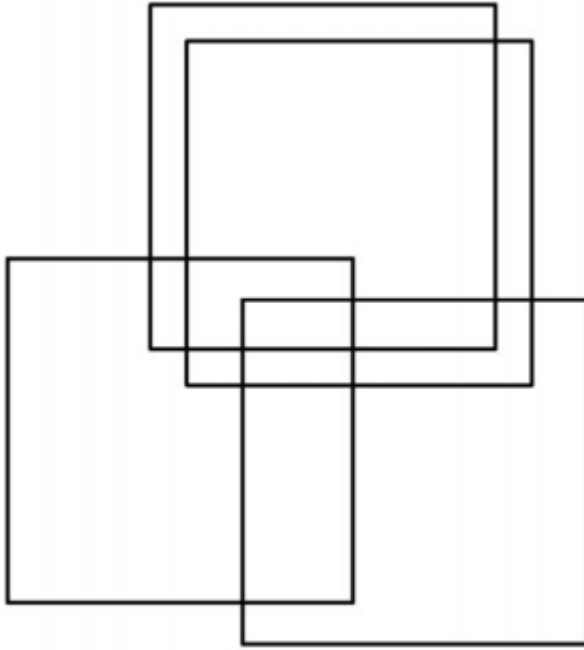
Q17. Observe the images below and indicate which two images are equal in surface area?



(A) 1 and 2
(C) 1 and 3

(B) 2 and 3
(D) 3 and 4

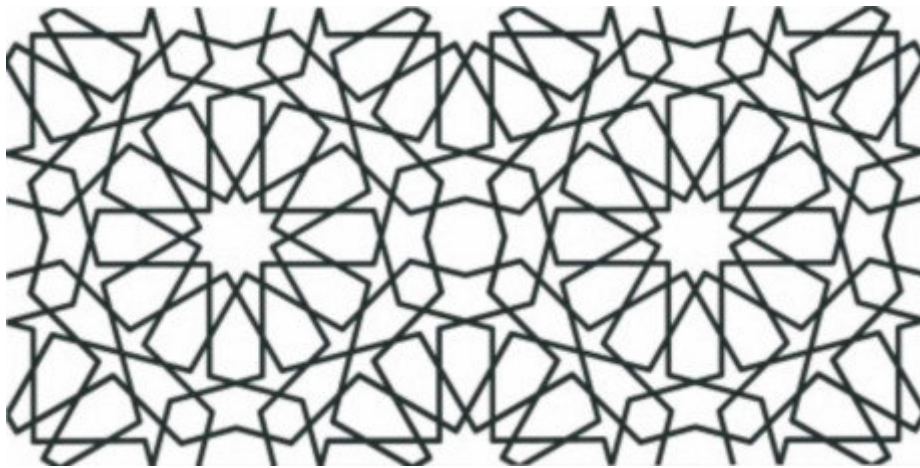
Q18. How many rectangles are there in the image given below?



- (A) 15
- (C) 17

- (B) 21
- (D) 19

Q19. Identify the set of shapes which can lead to the following pattern using repetition and combination as a technique.



(i)



(ii)



(iii)



(iv)



(v)

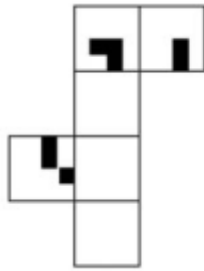



(vi)

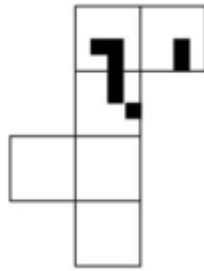
- (A) (iii) (iv) (v) (vi)
- (C) (i) (ii) (iii) (v)

- (B) (i) (iii) (v) (vi)
- (D) (ii) (iv) (v) (vi)

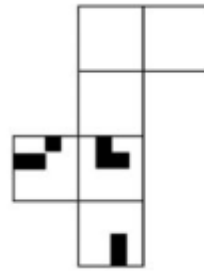
Q20. Which of the papers sets when folded along the intermediate borders can form the cube as given in the image below?



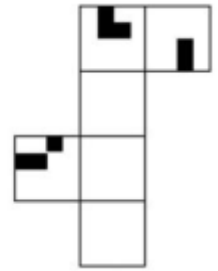
(A)



(B)

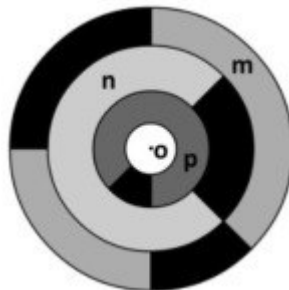


(C)



(D)

Q21. Observe the image given.



Please imagine the following process –

1. Rotate disc “m” 90 degrees clockwise around the center “o”
2. Rotate disc “n” 180 degrees counter-clockwise around the center “o”
3. Rotate disc “p” 180 degrees clockwise around the center “o”

What will the resultant figure look like?



(A)



(B)

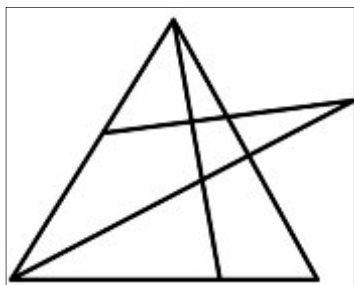


(C)

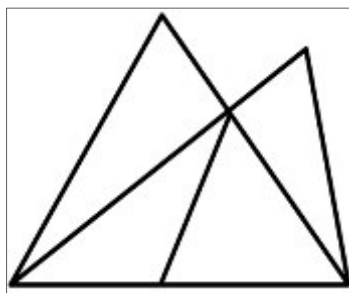


(D)

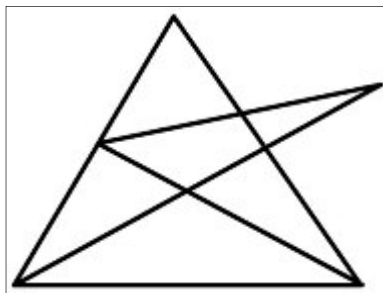
Q22. Which of the following figures can be drawn, if you have to draw it without lifting your pencil and without drawing over the line(s) you have already drawn.



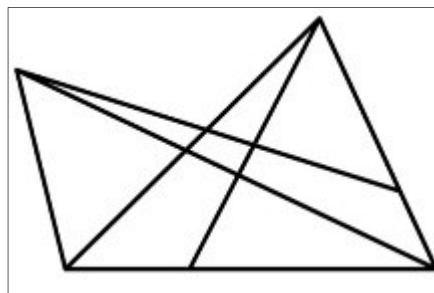
(A)



(B)



(C)



(D)

B.DES./GDPD DAT PRELIMS 2019 (PART I) ANSWER KEYS

Question No	Answers
1.	D
2.	D
3.	C
4.	A
5.	D
6.	C
7.	C
8.	C
9.	B
10.	A
11.	C
12.	C
13.	A
14.	B
15.	D
16.	A
17.	B
18.	***
19.	B
20.	B
21.	A
22.	C
*** 02 Marks awarded to all candidates.	



राष्ट्रीय डिजाइन संस्थान
NATIONAL INSTITUTE OF DESIGN

NID B.Des 2019 Original Paper Solved by NID Alumni

SILICA
YOUR DESIGN CAREER GUIDE


B.Des./GDPD

DAT Prelims 2019-20

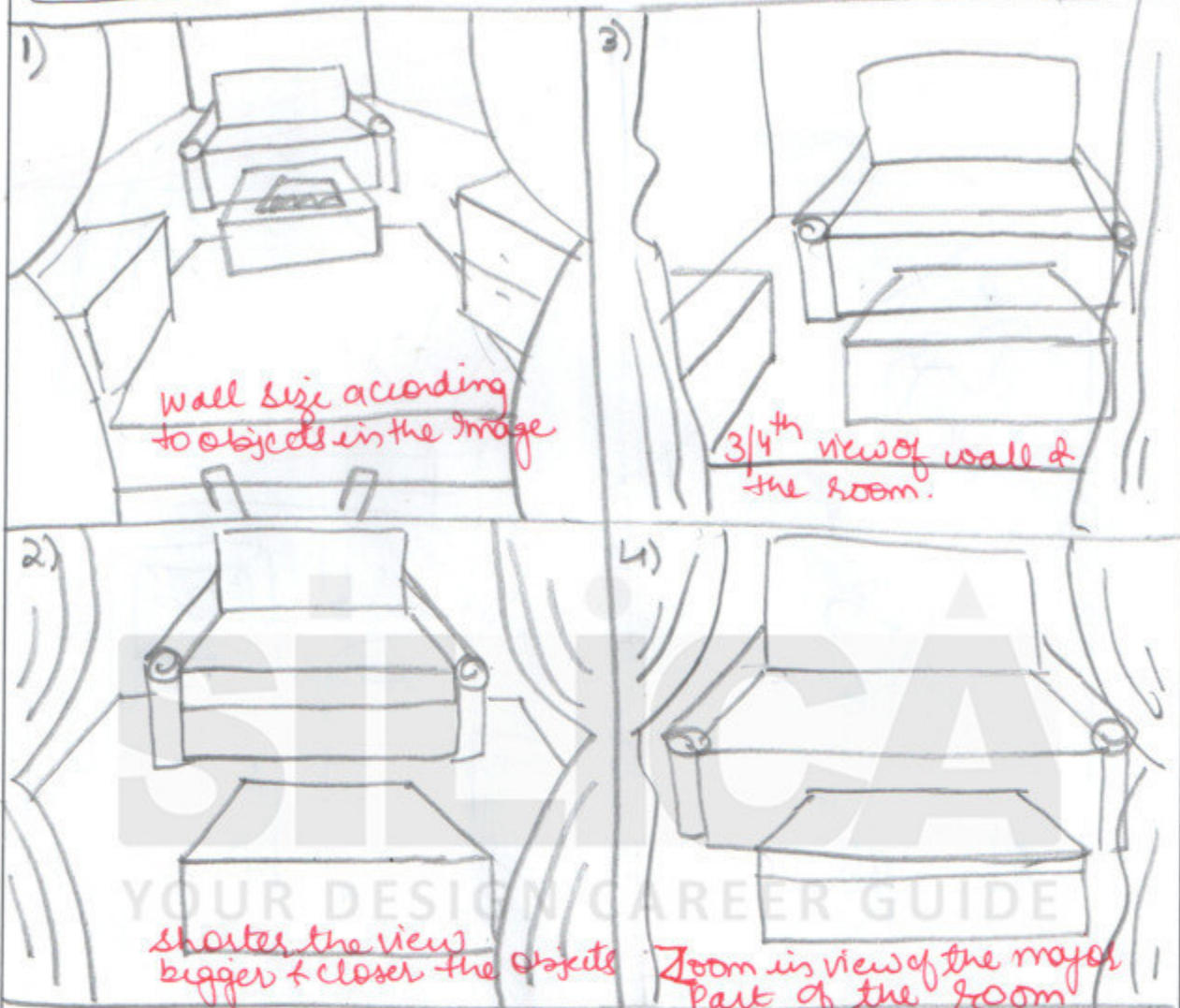
Part II

Questions 23 to 26 are of subjective type. Do not write your name anywhere in the booklet.
This will lead to disqualification.

Q23. Observe the image of the scene as given below. A person tries to enter the room by a ladder from outside the window and sees the scene inside the room. Visualise and draw the scene from the person's point of view. No colour to be used. (15 marks)



THUMBNAILS -



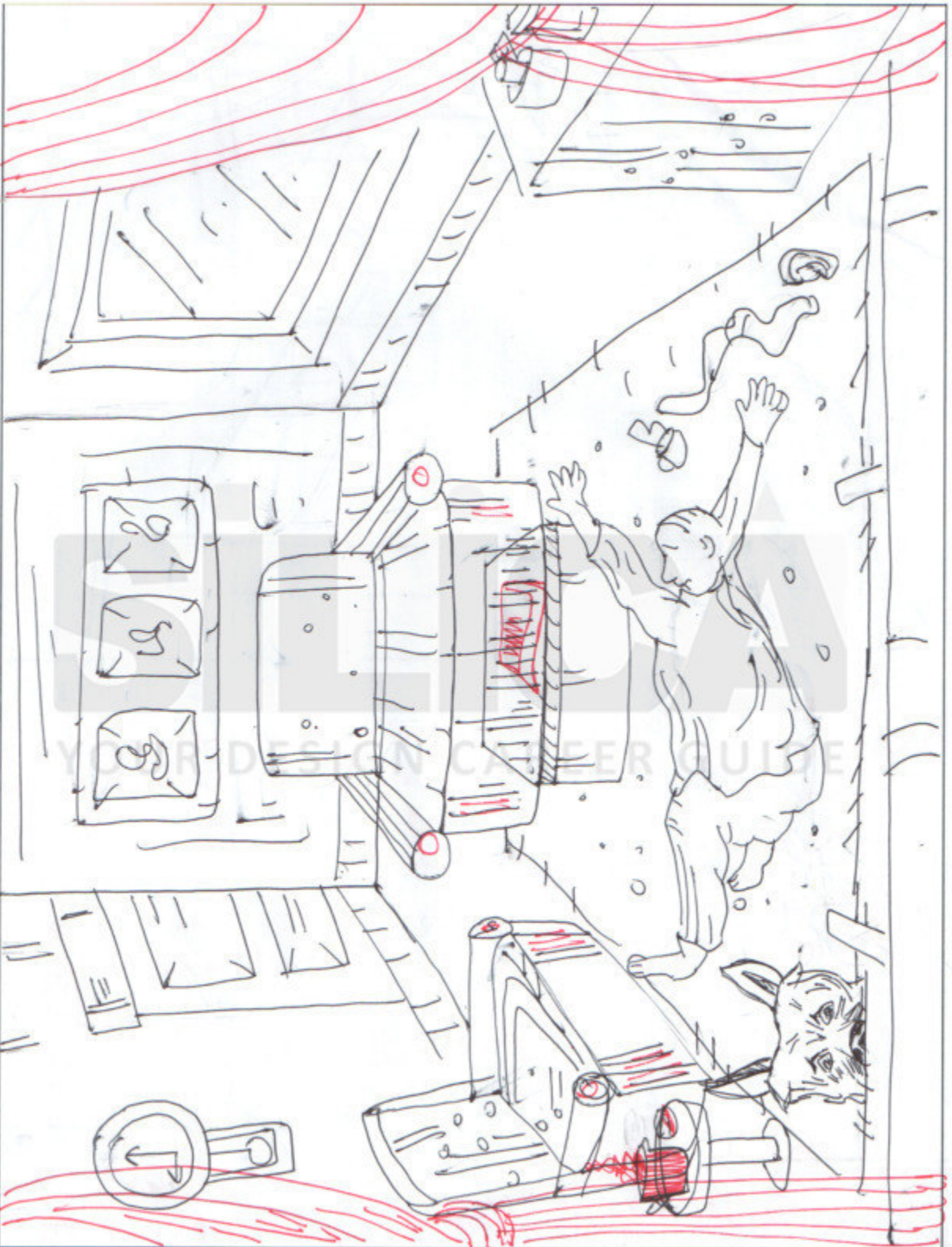
GUIDELINES -

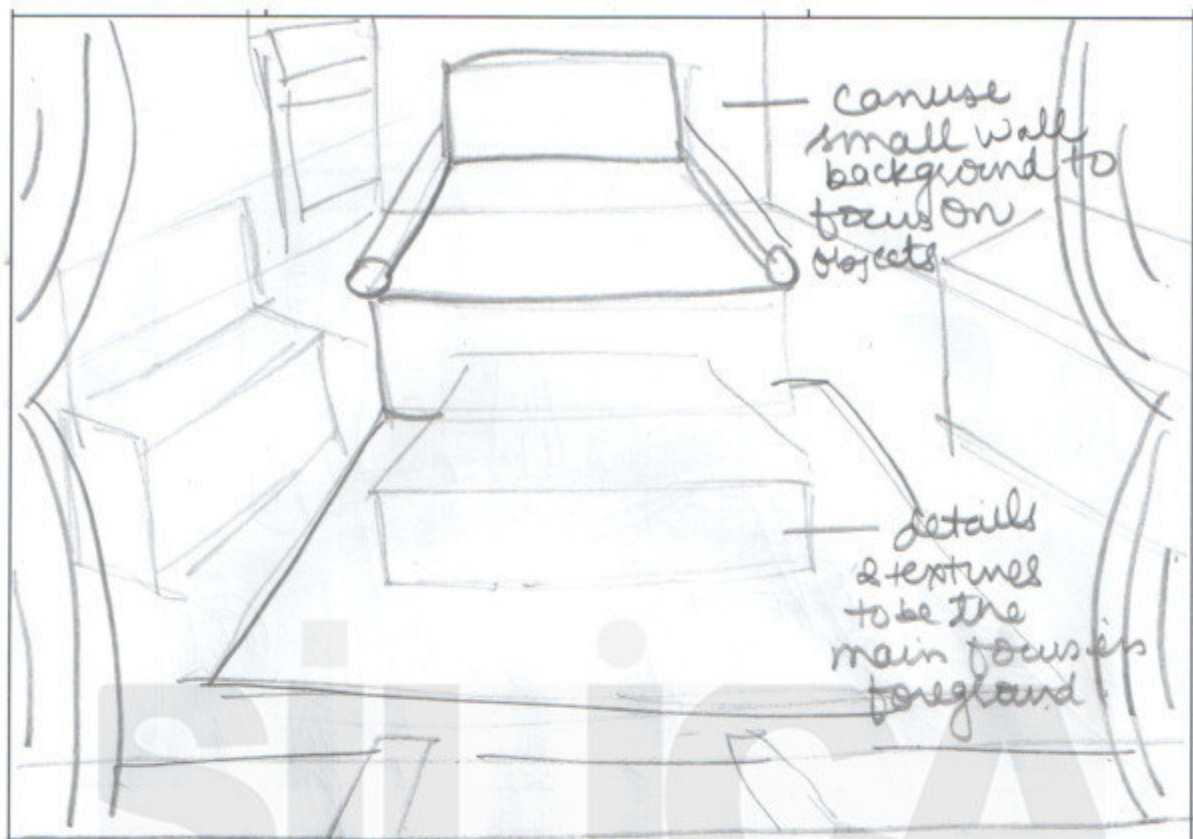
- While sketching keep in mind about 1 point perspective view as the man entering is facing the front wall.
- Proportion & placement of objects in response to each other in the room should be the primary focus.
- Along with proportion, the alignment of human figure lying on the floor with objects.
- The visual should resemble the view given in question.
- Don't forget details (text, texture & pattern)

TIPS -

- Can use small wall & background to focus on objects
- details & textures to be the main focus in foreground.
- Visualise yourself entering the room & that makes it easy to draw.
- Imagined Point on the major elements first.
- Mark the objects according to proportion one by one.

FINAL WORK -





GUIDELINES -


- While sketching, keep in mind one point perspective view as the man entering is facing the front wall.
- Proportion of the objects & Placement in response to each other in the room should be primary focus.
- Along with proportion, the alignment of human figure lying on the floor & fallen objects on the floor.
- The visual should resemble the view given in the Question Paper.

P.S -

- Don't forget the details - (Text, Texture, Background)
- Major Details like curtains & floor while entering.

Q24. Imagine and draw a real life situation which represents "All that is gold does not glitter" in a meaningful way. Use the space given to draw and explain your interpretation in 5 lines. No colour to be used.

(20 marks)



It is true to say that "All that is gold does not glitter" - Here the rich is compared to gold (man with a car) But the real happiness to his son (running towards the balloon seller) is playing with balloons which is being sold by the old poor man. Always money/gold which shines bright can't buy happiness. Thus my artwork represents the two way society view.

Q25. To commemorate the 150th birth anniversary of Mahatma Gandhi, the Government of India has invited ideas to design a CIRCULAR postage stamp (Rs.20) from young minds. Depict your idea for the stamp in the given format. (you need to use colours). (15 marks)



Guidelines -

- Think of metaphors / images & relevant subject related to Gandhi ji.
- Add that subject in the background to make it as national stamp.
- Don't forget to add date / Year & Anniversary details

Thumbnails -



150TH
GANDHI
JAYANTI



TIPS -

- Mention the birth date & year
- Celebrating the anniversary
- Date | Denomination
- Country name
- Tagline if required
- most important is to use a unique visual for the stamp.

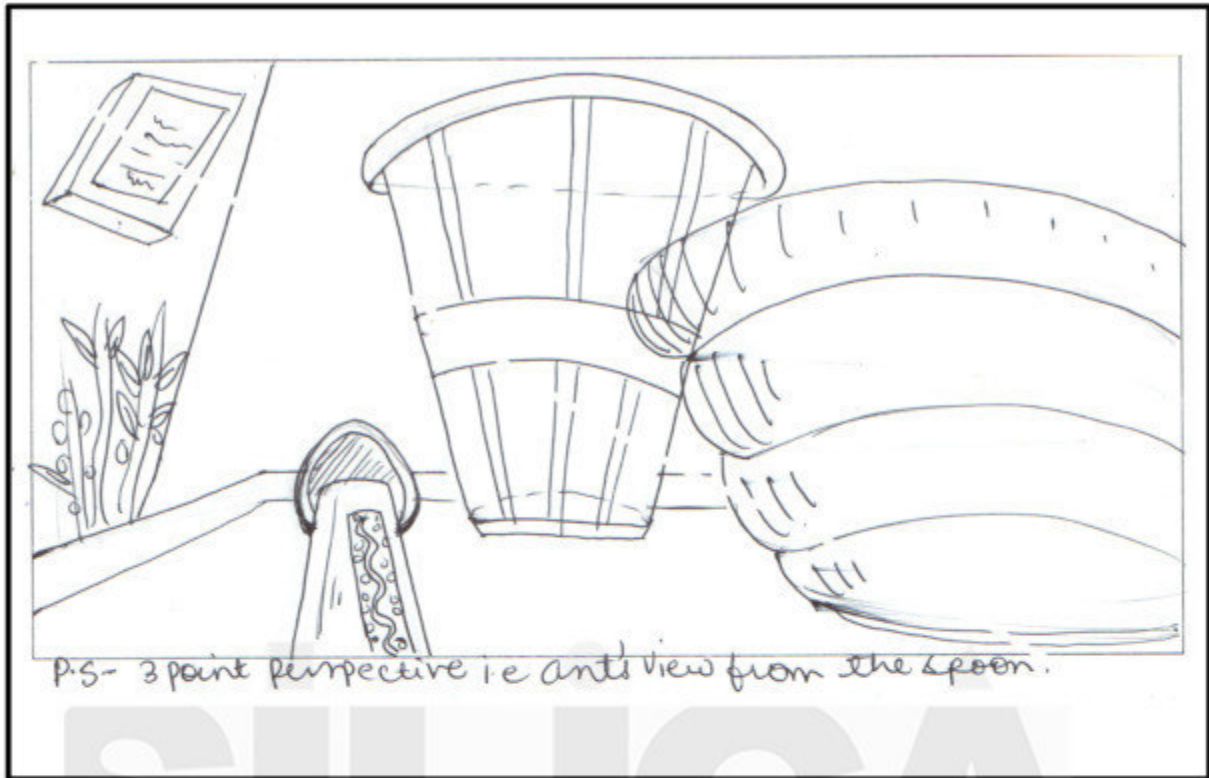
Q26. Visualise & draw the following as instructed. Do not use colour.

- A Draw a person sitting at a dining table with a plate, stainless steel spoon and fork laid out in front of him/her. (8 marks)




P.S - Using one point perspective is the scenario.

B. An ant is sitting on the tip of a spoon handle. Draw the view of the table from the point of view of an ant. (6 marks)



C. Visualise and draw a stainless steel spoon and fork tied into a knot at their handles. (6 marks)





SILICA
YOUR DESIGN CAREER GUIDE

To prepare for NID DAT exam, order SILICA Self Study Materials at below links:

Study Material Kit - including 13 books + 10 Mock Tests + Free Online Kit -
<https://silica.co.in/product/nid-bdes-2022-2023-study-books-kit>

Online Study Kit - including 60+ Drawing video lessons + 20+ GAT video lessons + 1000+ GAT Question solution videos + 3000+ GAT practice questions + 10 Mock Tests -
<https://silica.co.in/product/nid-bdes-mdes-2022-2023-online-study-kit>