


INTERVIEW PREPARATION



SILICA

INDEX



A. DESIGN SCHOOLS INTERVIEW - What, Why, How.....

1. What is an Interview
2. Why Design Schools conduct Interviews
3. How is an Interview conducted

B. TIPS AND GUIDE TO PREPARE FOR AN INTERVIEW.....

1. Fundamental points to focus on for Students
2. How to prepare yourself
3. How to present yourself
4. Know about the Interviewers Perspective
5. Why do candidates fail at Interviews?

C. PRACTICE FOR YOUR INTERVIEW.....

1. Read about some past interviews
2. Prepare for some standard Questions
3. Practice being interviewed

A. DESIGN SCHOOL



WHAT, WHY, HOW?

1. WHAT IS AN INTERVIEW

THIRD PHASE

of Admission Process

This is the third phase of the entrance examination and the weightage is 20% for NID admission.

There will be 5 or more jury members including the psychoanalyst and other design mentors.

This majorly focuses on the calibre, presentation and communication skills, portfolios of the candidate etc.



1. WHAT IS AN INTERVIEW



1. WHAT IS AN INTERVIEW

It is a face to face conversation between the candidate and interviewers. The interviewers are looking for.....

- **Communication skills, honesty.**
- **Passion for design specific field.**
- **Intelligence (intellectual and emotional).**
- **Genuine interest, ethics, energy, imagination etc from the candidate.**



2. WHY DESIGN SCHOOLS CONDUCT INTERVIEWS?

Interview is the final stage for the entrance examination process, where the jury panel will have direct / eye to eye contact with the aspirants.

Through this stage, the jury members can understand and interact with the candidates.

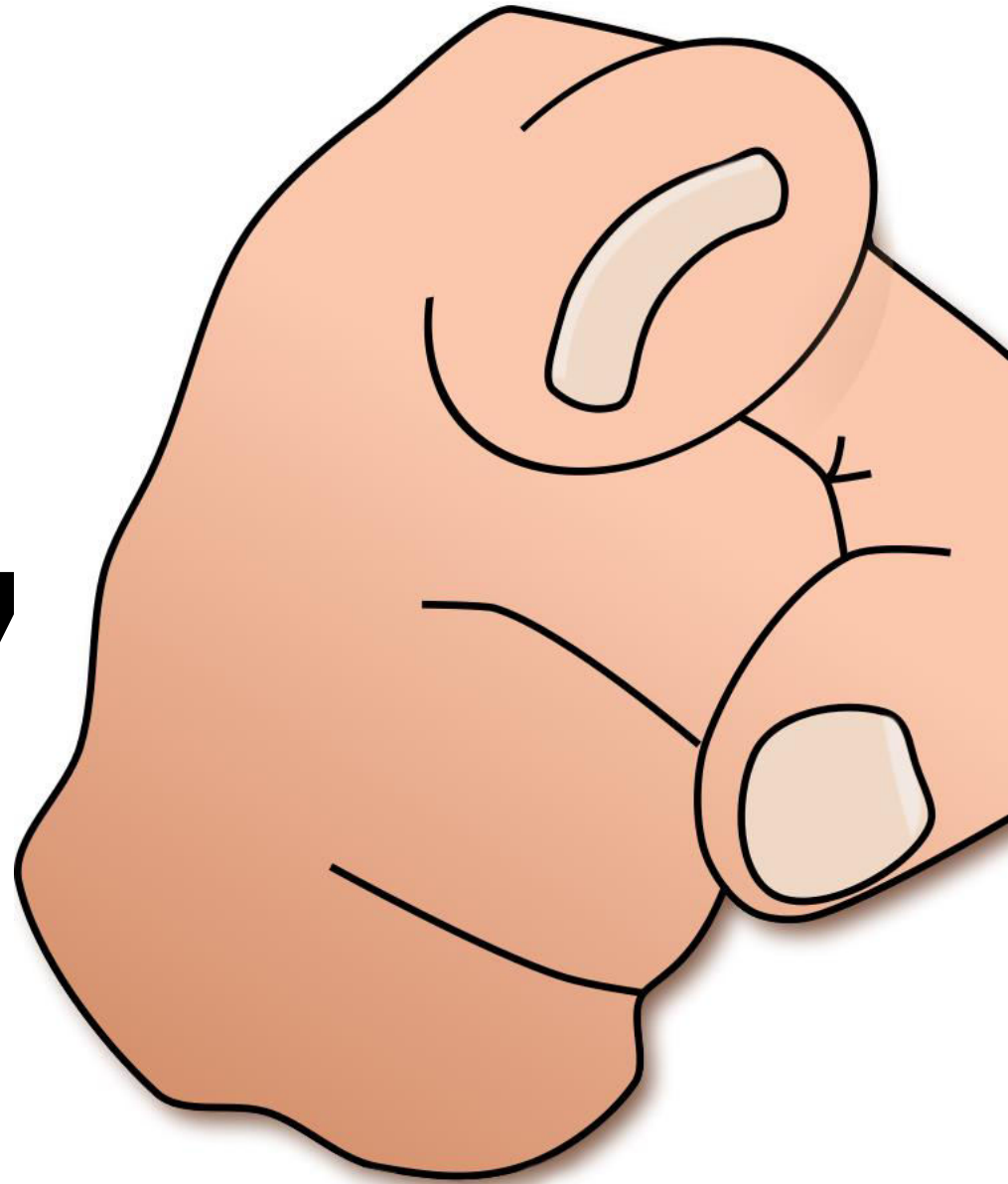


2. WHY DESIGN SCHOOLS CONDUCT INTERVIEWS?

TO FIND OUT THE

REAL

"YOU"



2. WHY DESIGN SCHOOLS CONDUCT INTERVIEWS?

There are some key factors they are looking in the candidates, these can be.....

- **REAL YOU**
- **POSITIVE ATTITUDE**
- **YOUR HONEST ANSWERS**
- **YOUR CONFIDENCE AND CALIBRE**
- **YOUR ASSUREDNESS FOR WORK**



2. WHY DESIGN SCHOOLS CONDUCT INTERVIEWS?

- **EVALUATE**

To enable the Interviewer to evaluate your personality, communication skills, talent and creativity, attitude, values, vitality, motivation, and interest.

- **UNDERSTANDING**

To enable you to gain information about the institute / organisation as well as better understanding of the environment for getting in to the design school.

- **TARGET**

What you have done and what you can do to get in to the design school- targets to accomplish after getting in.

Your approach towards completing goals and career objectives. How will the institute benefit to have you among other design aspirants –best among all.



3. HOW IS AN INTERVIEW CONDUCTED?



3. HOW IS AN INTERVIEW CONDUCTED?

Every Interview has its own story.....

PERSONAL DETAILS :

Interview is always different for everyone, may be that starts with personal/ family background or may be with work and experiences.

EXPERIENCES/ LESSONS :

An Interview is engaging activity, where two way communication is required. Sometimes, its more of work related or may be related to experiments/ explaining all you have learnt till now.

It can start with what do you like in the college where you want to take admission in.....?

It can be related to what is the outstanding quality that defines you as unique individual....

3. HOW IS AN INTERVIEW CONDUCTED?


It could have something unpredictable.....

For Example.....

When you show your work or mention your best drawing skill, you may be asked to do the same in front of them in next few minutes....

like **ON THE SPOT TEST**

You could be asked to explain the techniques used, materials or any other method of doing such activities.



B. TIPS AND GUIDE TO PREPARE FOR AN INTERVIEW



TO GET ACCESS TO THE FULL GUIDANCE
ON DESIGN SCHOOL INTERVIEW PREPARATION,
ORDER **SILICA's NID PHASE 2 HOME COACHING KIT.**



TO ORDER

Visit: www.silica.co.in/nid-studio-test.html

Call: 0 8080809198